

SE1

Prof. Davide Manca – Politecnico di Milano

Dynamics and Control of Chemical Processes

Solution to Lab #1

Introduction to System Dynamics



POLITECNICO
MILANO 1863

E1 – Dynamics of a biological system

A biological process is run in a batch reactor where the biomass (B) grows by feeding on the substrate (S). The material balances for the two species are:

$$\begin{cases} \frac{dB}{dt} = \frac{k_1 BS}{k_2 + S} \\ \frac{dS}{dt} = -k_3 \frac{k_1 BS}{k_2 + S} \end{cases}$$

With: $k_1 = 0.5 \text{ h}^{-1}$ $k_2 = 10^{-7} \text{ kmol/m}^3$ $k_3 = 0.6$

The initial conditions are:

$$\begin{cases} B(0) = 0.03 \text{ kmol/m}^3 \\ S(0) = 4.5 \text{ kmol/m}^3 \end{cases}$$



E1 - Aim

- Determine the dynamic evolution of both biomass and substrate over a time interval of 15 h.
- Use Matlab to solve the ordinary differential equations (ODE) system: (i) with the standard precision (*i.e.* by default) for both absolute and relative tolerances. (ii) Modify those tolerances with a relative tolerance of $1 \cdot e^{-8}$ and an absolute one of $1 \cdot e^{-12}$. Compare the two dynamics and provide a comment about them.



Integration of ODE in MATLAB

To integrate the ordinary differential system one can use the functions implemented in MATLAB:

ode15s: for the integration of stiff systems

```
[t, y] = ode15s (@(t, y) myFun(t, y, params), tSpan, y0, options)
```

ode45: for the integration of non-stiff systems.

```
[t, y] = ode45 (@(t, y) myFun(t, y, params), tSpan, y0, options)
```



Integration of ODE in MATLAB

- Where:
 - `t` = time
 - `y` = the dependent variables matrix (each column represents a variable)
 - `myFun` = name of the ODE function
 - `tSpan` = integration time span [`tMin` `tMax`]
 - `y0` = vector of initial conditions, *e.g.*, [`B0` `S0`]
 - `params` = list of optional parameters for the solution of the differential system (*e.g.*, k_1, k_2, k_3) [`params` vector must however be always present even if no specific parameters are used]
 - `options` = options for the integrator
`options` = `odeset('RelTol',1E-8,'AbsTol',1E-12)`



MATLAB code

Main

```
k1 = 0.5;           % [h-1]
k2 = 1E-7;         % [kmol]
k3 = 0.6;         % [-]
tSpan = [0 15];   % [h]
y0 = [0.03 4.5];  % [kmol] y0(1) = B; y0(2) = S
options = odeset('RelTol',1E-8,'AbsTol',1E-12);
[t,y] = ode45(@(t,y)Sisdif(t,y,k1,k2,k3),tSpan,y0,options);
B = y(:,1);
S = y(:,2);
```



MATLAB code

Sisdif

```
function dy = Sisdif(t,y,k1,k2,k3)

    dy = zeros(2,1); % column vector

    B = y(1);

    S = y(2);

    dy(1) = k1*B*S / (S + k2);

    dy(2) = - k3 * dy(1);
```



MATLAB code

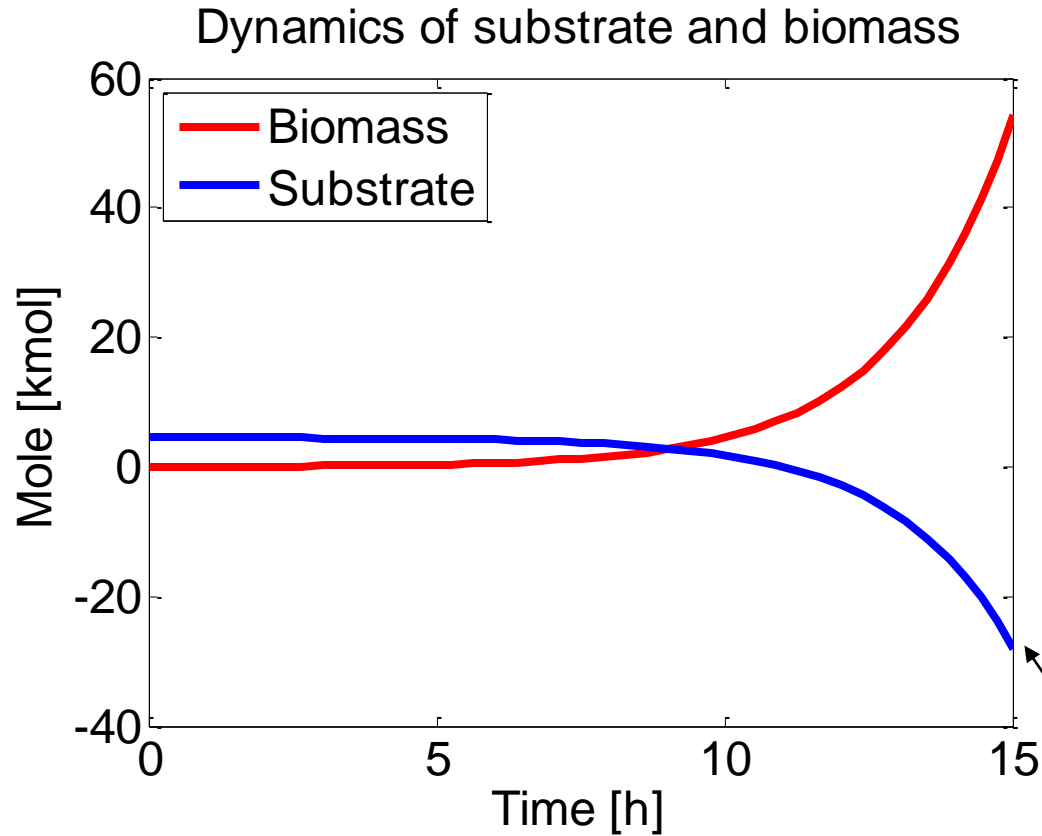
Results display

```
figure(1)
plot(t,B,'r',t,S,'b','LineWidth',3)
set(gca,'FontSize',18)
legend('Biomass','Substrate',2)
xlabel('Time [h]')
ylabel('Mass [kmol]')
title('Dynamics of substrate and biomass')
grid off
saveas(figure(1),'Biological System.emf')
```

Advice: do not use the
extension .fig



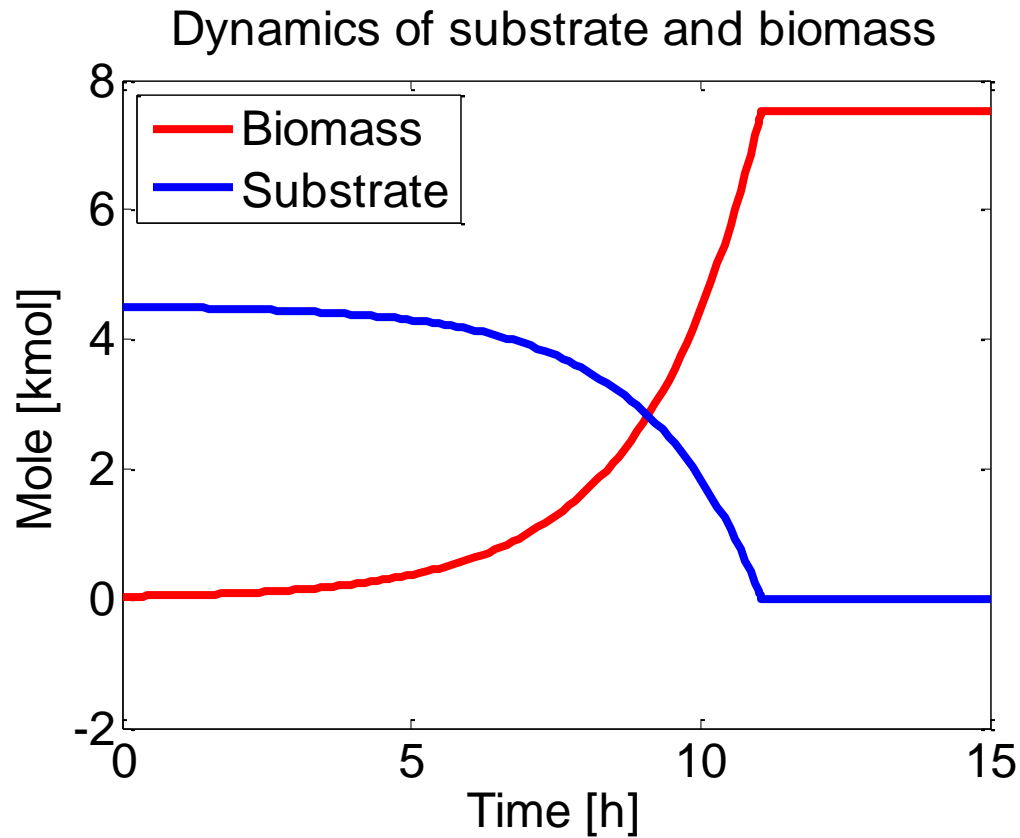
Dynamics of a biological system (1)



Physically impossible



Dynamics of a biological system (2)



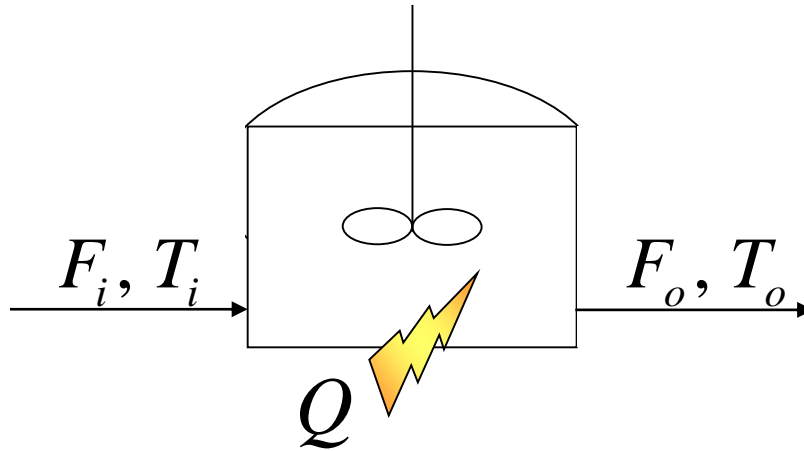
E2 – Dynamics of a perfectly mixed tank

An intermediate tank is perfectly mixed (*i.e.* it is a continuously stirred tank, *aka* CST) and heated. Determine the dynamics of the outlet temperature when there is a step disturbance of 30 °C in the inlet temperature, with:

- Heating power: $Q = 1 \text{ MW}$
- Inlet flowrate: $F_i = 8 \text{ kmol/s}$
- CST mass holdup: $m = 100 \text{ kmol}$
- Specific molar heat: $cp = 2.5 \text{ kJ/kmol K}$
- Initial inlet temperature: $T_i = 300 \text{ K}$



Modelling of the system



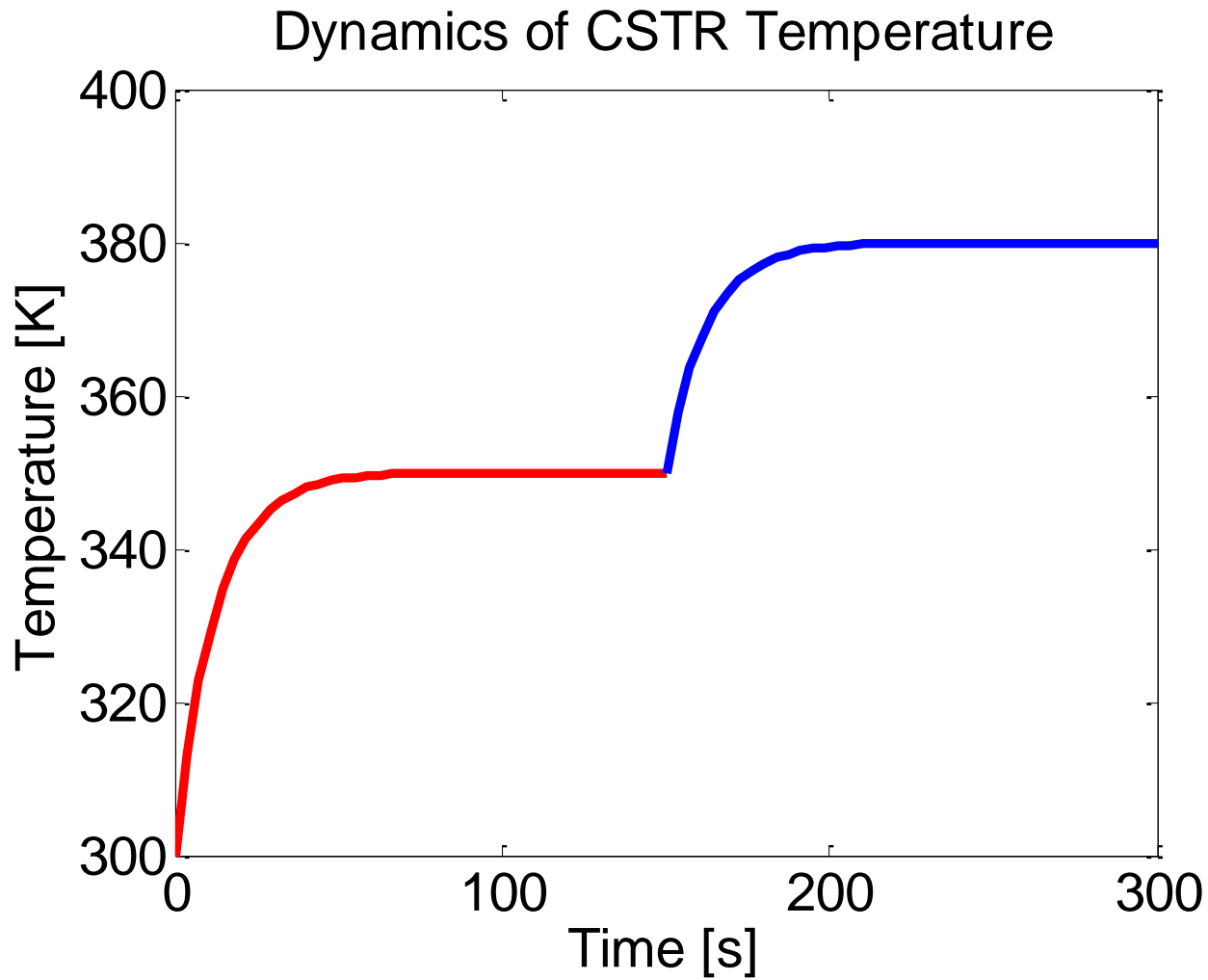
Mass balance:

$$F_i = F_o$$

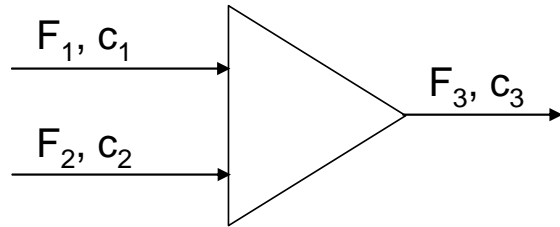
Energy balance:

$$m c_p \frac{dT}{dt} = -F_o c_p (T_o - T_i) + Q$$

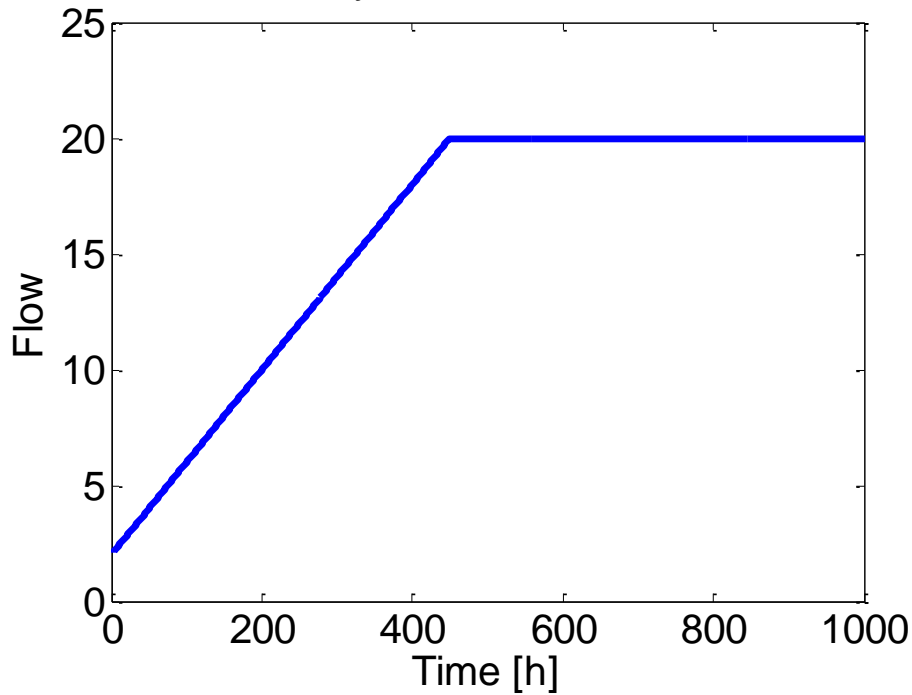
Results



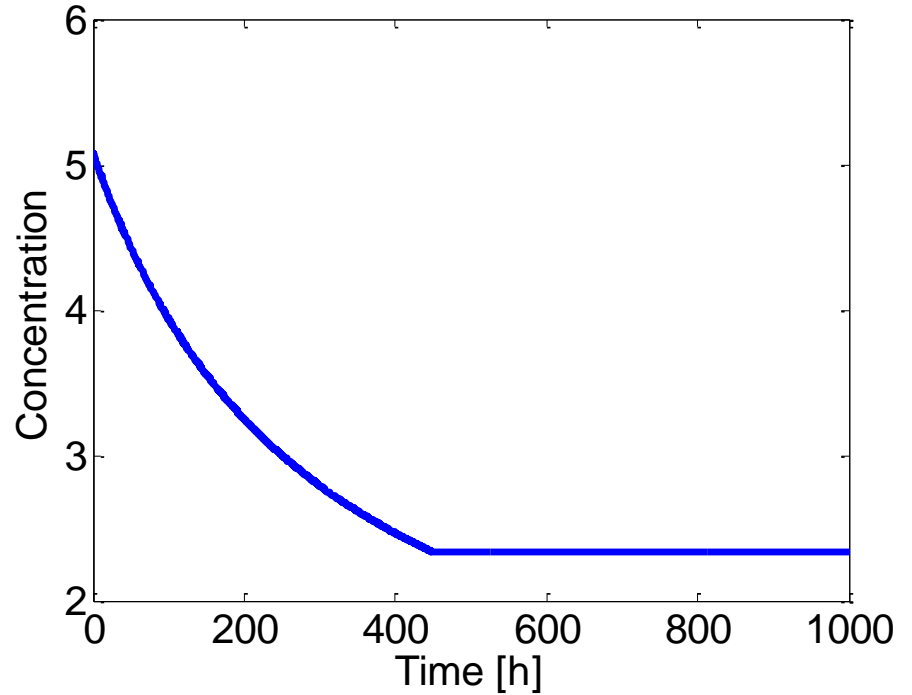
E3 - Mixer



Dynamics of Flow

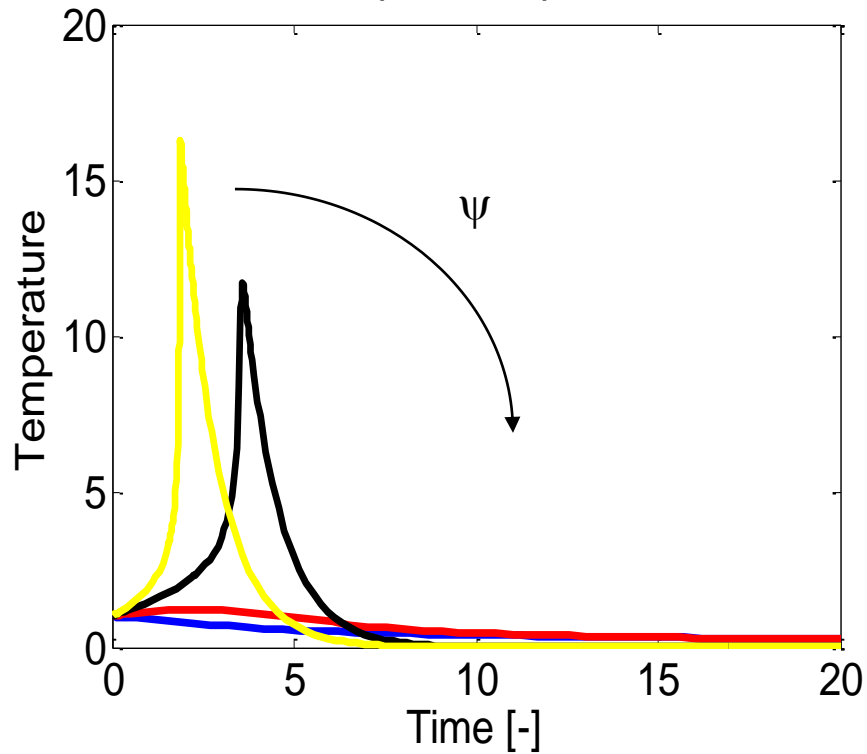


Dynamics of Concentration



E4 –Runaway dynamics

Temperature profile



Concentration profile

